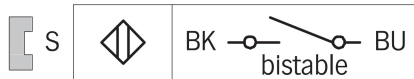


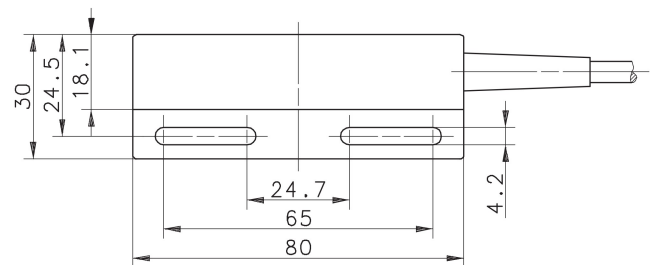
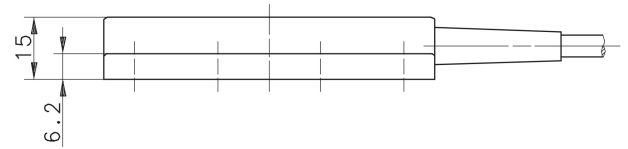
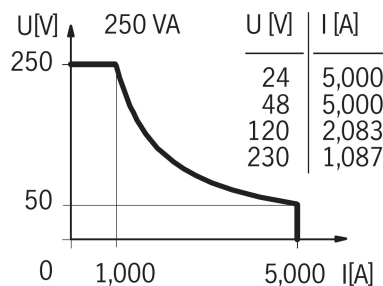
Type: **MAK-4414-P-1**

Part.-No.: **631.0444.537**

Wiring Diagram



Switching diagram



Technical Data

Max. Voltage	:	250 V
Max. Switch Current	:	5 A (2 ms)
Permanent Limiting Current	:	2,5 A
Max. Switching	:	250 VA
Mech. Lifetime	:	3 x 10 ⁸ switchings, however, according to the load resetability
Repeat Accuracy	:	± 0,1 mm under same geometrical conditions at the same temperature
Temperature range	:	-5 °C ... +70 °C
Protection	:	IP 67 according to IEC 529, EN 60529 (Nema 4)
Output function	:	bistable (other functions on request)

Mechanical Features

Housing	:	PA 6.6, black; encapsulated reed contact
Connection	:	Cable 2 x 0,5 mm ² x 1 m; PVC-Outer jacket, black (other lengths upon request)
Assembly position	:	optional (assembly on iron means reduction of switch distance)

Pay attention to the contact protection when switching inductive loads.