



Inserire la decorazione direttamente nei quadrati all'interno delle pulsantiere.  
Per i simboli inserire i seguenti acronimi:

AL =

OD =

CD =

UP =

DW =

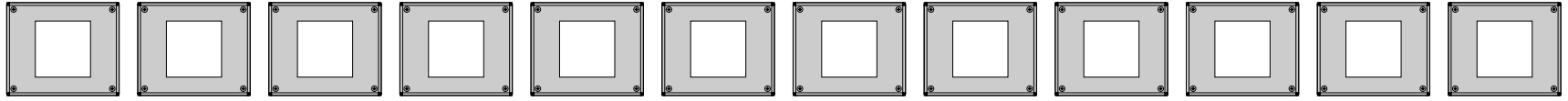
UD =

Quote form

TOE-TO-GO



1F-1P



Q.ty

Q.ty

Q.ty

Q.ty

Q.ty

Q.ty

Q.ty

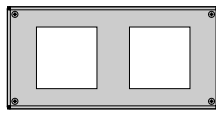
Q.ty

Q.ty

Q.ty


Q.ty

Q.ty



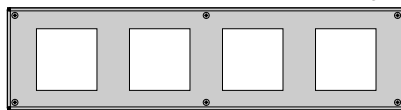
1F-2P

Q.ty



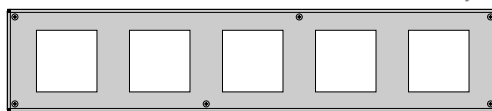
1F-3P

Q.ty



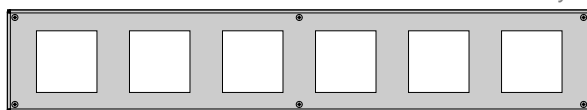
1F-4P

Q.ty




1F-5P

Q.ty



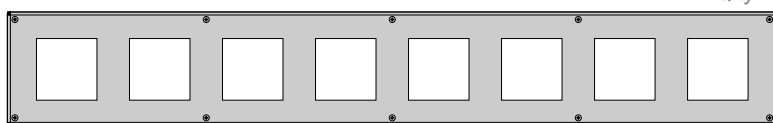
1F-6P

Q.ty



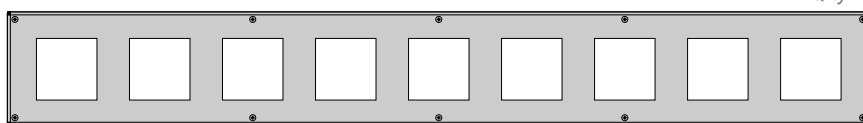
1F-7P

Q.ty



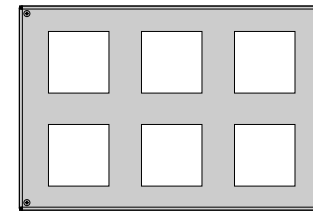
1F-8P

Q.ty



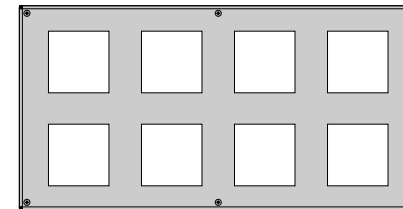
1F-9P

Q.ty



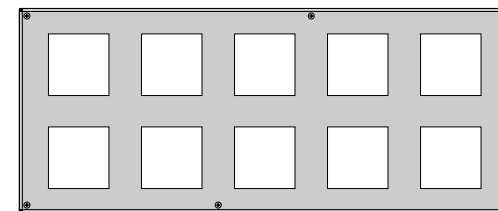
2F-6P

Q.ty



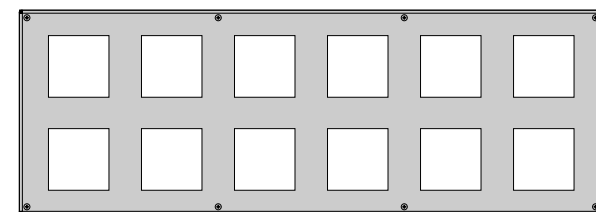
2F-8P

Q.ty



2F-10P

Q.ty



2F-12P

Q.ty

Cliente

Riferimento preventivo

Contatto di riferimento

Data

N° commessa (riservato a DMG)

Note